

Guide to Ride & Accessibility Guide



Holiday World **& Splashin' SAFARI®**

At-a-Glance Ride Information for Holiday World.....	2
At-a-Glance Ride Information for Splashin' Safari	4
Introduction.....	5
General Information.....	5
Holiday World Ride Entry Guidelines for Ride Boarding Passes	6
Ride Safety and Accessibility	7
Restraint Systems and Rider Requirements.....	9
State of Indiana Patron Responsibility.....	9
Oxygen Tanks on Rides and Slides	9
Service Animals.....	10
Show Venue Information	10
Fun and Safety Symbols	10
Christmas Section: Rudolph's Reindeer Ranch.....	11
Halloween Section.....	12
Fourth of July Section.....	14
Holidog's FunTown.....	17
Thanksgiving Section	18
Splashin' Safari Water Park.....	21

AT-A-GLANCE RIDE INFORMATION FOR HOLIDAY WORLD



Holidog's FunTown Section



Fourth of July Section



Christmas Section




























Halloween Section



Thanksgiving Section

X – If this applies, do not ride.

Park Section	Attraction Name	Minimum To Ride With A Companion	Minimum To Ride Alone									Page
	Comet's Rockets		Under 54"			X		X				11
	Crow's Nest	42"-48"	48" & Up	X	X	X	X	X	X	X		18
	Dancer's Fish		Under 54"			X		X				11
	Dasher's Seahorses		Under 54"		X	X		X				11
	Doggone Trail	Under 42"	42" & Up		X	X						17
	Eagles Flight	36"-42"	42" & Up	X	X	X	X	X	X			14
	Firecracker	36"-48"	48" & Up	X	X	X	X	X	X			14
	Frightful Falls	36"-48"	48" & Up	X	X	X	X	X	X	X	X	12
	Gobbler Getaway	Under 42"	42" & Up			X					X	19
	HallowSwings		48" & Up	X	X	X	X	X	X			12
	Holidog Express	Under 42"	42" & Up			X						15
	Holidog's Treehouse		Under 54"									17
	Howler	36"-42"	42" & Up	X	X	X	X	X	X			17
	Just for Pups		Under 54"									18
	Kitty's Tea Party	Under 36"	36" & Up	X	X	X	X	X	X			18
	Legend		48" & Up	X	X	X	X	X	X	X		13

Park Section	Attraction Name	Minimum To Ride With A Companion	Minimum To Ride Alone									Page
	Lewis & Clark Trail	Under 42"	42" & Up		X	X	X					15
	Liberty Launch		48" & Up	X	X	X	X	X	X	X		15
	Magic Waters		Under 54"									18
	Mayflower	42"-48"	48" & Up	X	X	X	X	X	X	X		19
	Prancer's Merry-Go-Round		Under 54"			X		X				11
	Raging Rapids	36"-48"	48" & Up	X	X	X	X	X	X			15
	Raven		48" & Up	X	X	X	X	X	X	X		13
	Reindeer Games	36"-42"	42" & Up	X	X	X	X	X	X			12
	Revolution		42"-77"	X	X	X	X	X	X	X		16
	Rough Riders	42"-48"	48" & Up	X	X	X	X	X	X			16
	Rudolph's Round-Up		36"-54"		X	X		X				12
	Scarecrow Scrambler	36"-48"	48" & Up	X	X	X	X	X	X			14
	Star Spangled Carousel	Under 42"	42" & Up			X		X				16
	Thunderbird		52"-78"	X	X	X	X	X	X	X	X	19
	Tippecanoes		Under 54"			X						17
	Turkey Whirl	36"-48"	48" & Up	X	X	X	X	X	X			20
	Voyage		48" & Up	X	X	X	X	X	X	X	X	20

AT-A-GLANCE RIDE INFORMATION FOR SPLASHIN' SAFARI



– Splashin' Safari

X - If this applies, do not ride.

Park Section	Attraction Name	Minimum To Ride With A Companion	Minimum To Ride Alone									Page
NO HEIGHT REQUIREMENT												
	Bahari River				X	X						21
	Bahari			X	X	X	X	X	X			21
	Monsoon Lagoon				X	X	X					24
	The Wave			X	X	X	X	X	X			25
MINIMUM HEIGHT REQUIREMENTS												
	Bakuli	42"-48"	48" & Up	X	X	X	X	X	X	X		22
	Hyena Falls	42"-48"	48" & Up	X	X	X	X	X	X	X		22
	Hyena Springs		Under 54"									22
	Jungle Racer		42" & Up	X	X	X	X	X	X	X		23
	Kima Bay		36" or 42" (varies)		X	X	X					23
	Mammoth	42"-48"	48" & Up	X	X	X	X	X	X	X		23
	Otorongo	42"-48"	48" & Up	X	X	X	X	X	X			24
	Parrot Cove		Under 54"									24
	Safari Sam's SplashLand		Under 54"		X	X	X					24
	Tembo Falls		Under 54"		X	X	X					25
	Tembo Tides		Under 54"		X	X						25
	Watubee	36"-48"	48" & Up	X	X	X	X	X	X	X		25
	Wildebeest	42"-48"	48" & Up	X	X	X	X	X	X	X		26
	Zinga	42"-48"	48" & Up	X	X	X	X	X	X	X		26
	ZOOMbabwe	42"-48"	48" & Up	X	X	X	X	X	X	X		27

Introduction

Welcome to Holiday World & Splashin' Safari! We hope this Guide will assist you while planning for and during your visit.

This Guide was compiled in cooperation with the Easterseals Rehabilitation Center of Evansville, Indiana, to assist Guests in choosing rides and slides to enjoy during their visit. Holiday World & Splashin' Safari's Ride Admission Policy is based on our ride manufacturers' recommendations plus evaluation of each attraction using our experience with and knowledge of the ride in both normal and emergency operating conditions. Our prime consideration is the ability of each person to endure the dynamics of a ride without risk of injury to that person or other riders.

Ride delays may occur while riding and members of your party may be required to sit quietly until the ride is restarted or Guests are escorted off the ride. All Guests should be aware that, although remote, there is always the possibility that a ride evacuation could occur due to an unplanned shutdown, inclement weather conditions, or a power interruption. If a ride evacuation is required, Guests may need to maneuver across catwalks and negotiate stairs from the highest point of the ride and down steeply inclined walkways.

Guests requiring assistance during a ride evacuation may be escorted last in order to expedite the evacuation process. While these occasions are rare, Guests should be aware of this possibility and exercise good judgment before boarding rides and slides. Please inquire about specific procedures prior to boarding a particular ride. The roller coasters, Frightful Falls, Raging Rapids, and rides that leave the ground are more likely to be evacuated during a ride shutdown. Guests with limited mobility should be accompanied by a person capable of helping to evacuate them during a ride shutdown if assistance is requested by Management.

Please observe all warnings outlined in this Guide. The information in this Guide was fully updated before the start of the 2018 season. Management at Holiday World & Splashin' Safari reserves the right to adjust any of the restrictions listed in this Guide. If you have any doubts about an attraction's appropriateness for the individual, please have someone in your party speak to a member of Attractions Management.

The Management of Holiday World & Splashin' Safari reserves the right to deny Guest access to a ride which Management deems unsafe for the individual. Any Guest who does not fit properly in the ride restraint will not be permitted to ride.

General Information

Air-Conditioning—To cool off in air-conditioned comfort during your day, visit Kringle's Kafé, Plymouth Rock Kafé or Mrs. Klaus' Kitchen; another option is take a ride on Gobbler Getaway (height, weight, and physical restrictions apply on this ride) in Holiday World. In Splashin' Safari, air-conditioned dining is available near Sam's BBQ. Our centrally located First Aid building is also air-conditioned.

American Sign Language Interpretation Services—Complimentary sign language interpretation services may be available. Arrangements for sign language interpreters should be made at least two weeks prior to your visit. Please contact Guest Relations at 812-937-4401 or 877-463-2645 or email fun@holidayworld.com to make arrangements.

Calming Room—A Calming Room is available for our Guests with special needs who will benefit from a quiet, relaxing break from the park's sensory stimulation. The room, which includes bean bag chairs, a small tent, rocking chair, couch, plus adjustable lighting and music, is located inside our First Aid building (in Splashin' Safari's plaza). The Calming Room may be reserved on a first come, first served basis for 30-minute sessions at Guest Relations, Holiday World Services, or First Aid.

Family Restrooms—Family Restrooms are located near Thunderbird, next to the Applause Fountain, in First Aid, between Bahari and Bahari River, between Jungle Jake's and Safari Sam's SplashLand, between

Safari Pizza and Locker Rental, by Hyena Falls, and in the Legend Parking Lot. Please check a park map for other restroom locations.

First Aid—An air-conditioned First Aid Station is accessible from both parks and is centrally located between the Thanksgiving bridge and the Splashin' Safari lockers. Please use this location if a flat surface is needed to help change diaper-dependent Guests.

Free Water & Soft Drinks—Free and unlimited water and soft drinks are available at any restaurant or Pepsi Oasis location in the park.

Parking—Free parking for Guests with disabilities is available near the Front Gate in the Raven Parking Lot and at the east end of the Legend Parking Lot on a first-come, first-served basis.

Restaurants—Wheelchair/ECV-accessible seating is available at each restaurant (check a park map for locations). Please be aware that our venues offer counter service and Host and Hostesses are available for assistance upon request. Service animals are permitted in all restaurants.

Ride Access—In Holiday World, most accessible entrances are located at the ride exit; exceptions are Thunderbird, which has an accessible queue and Holidog's Treehouse, which has an accessible entrance located at the base of the tower closest to Kitty's Tea Party. Just for Pups and Magic Waters do not have specific entry or exit points. Guests needing special ride boarding arrangements due to physical limitations should request a Ride Boarding Pass at Holiday World Services or Splashin' Safari Services. Please do not hesitate to hold up your Ride Boarding Pass when you arrive at the ride's exit gate (or designated accessible entrance) to alert the Ride Operator.

(Obtaining a) Ride Boarding Pass—Ride Boarding Passes are issued for Guests with limited mobility and other special circumstances at Holiday World Services and Splashin' Safari Services (during water park operating hours).

Segways® & Golf Cars—Due to varying terrain and pathway configurations, as well as crowds that include small children and strollers, we regret that we cannot permit the use of golf cars or two-wheeled, self-balancing electric vehicles, such as Segways, in Holiday World & Splashin' Safari. Guests' personal wheelchairs and Electric Convenience Vehicles (ECVs) are permitted and are also available for rent on a first-come, first-served basis at St. Nick's Rentals in the Christmas section.

Shops—Please ask a Host/Hostess for assistance in obtaining any hard-to-reach items.

Special Dietary Needs—Guests with special dietary needs and Guests with infants will be accommodated. Please see a Security Officer at the Front Gate for assistance. Several of the park's restaurants offer allergen-friendly and gluten-free meals and snacks. See HolidayWorld.com/Food for details.

Holiday World Ride Entry Guidelines for Ride Boarding Passes

Ride Boarding Passes are available for Guests with limited mobility who cannot otherwise navigate queues, and for Guests with other special circumstances. To be issued a Ride Boarding Pass, Guests should go to Holiday World Services or Splashin' Safari Services (during water park operating hours). Each Guest who requires an accommodation will need his or her own Ride Boarding Pass. Each Pass will accommodate up to three accompanying family members, caretakers, and/or companions. One or more of the accompanying Guests should be physically able to assist the Guest with transferring on and off the ride if help is required. Ease of boarding rides varies and must be taken into consideration when deciding which rides to ride. Most rides will require that a Guest using a wheelchair/ECV transfer on and off the ride.

The Guest to whom the Boarding Pass was issued must ride in order for the accompanying Guests to take advantage of the Ride Boarding Pass. If the Guest who was issued the Pass chooses not to ride, his/her party must wait in the ride line.

We recommend that Guests needing assistance transferring from a wheelchair/ECV onto a ride visit with a companion. Our Ride Operators will provide information and answer questions, however they are not specially trained to assist in transferring a Guest to and from a ride vehicle and may not be able to do so.

If Your Party Exceeds Four Riders

When the riding party totals more than four, the majority of the group should get in the ride line. Another member of the party should go to the ride exit with the Ride Boarding Pass and explain to the Ride Operator that part of the group is already standing in line. Guests boarding through the exit should wait until their party is getting close to boarding the ride before coming to the ride exit. Guests are asked to please not block the exit while waiting.

Rides Requiring a Specific Boarding Time (see list on Ride Boarding Pass)

1. Any member of the party may take the Ride Boarding Pass to the ride exit and request a boarding time. A boarding time (based on the approximate length of the line at the time of the request) will be assigned and written on the Pass. The time will be authenticated when it is written on the Ride Boarding Pass.
2. Once assigned a boarding time, the party may leave the ride and return when it is time to board.
3. When the boarding time arrives, the Guest who was issued the Pass plus up to three additional Guests may proceed to the ride's exit. The party will ride when directed by the Ride Operator. (If the boarding time passes, Guests may still ride; you can arrive late but not early.)
4. Guests may only receive a single boarding time at any given time.

For Rides Not Requiring a Specific Boarding Time (those not listed on the Ride Boarding Pass)

1. The Guest who was issued the Pass, plus up to three additional Guests, may enter the ride through the exit when directed by the Ride Operator.
2. The party will be asked to wait up to 15 minutes and will then be invited to board as soon as can be accommodated.

Ride Safety and Accessibility

The safety of Guests and Hosts/Hostesses is the #1 priority at Holiday World & Splashin' Safari. Safety is a shared partnership between the park and our Guests. Holiday World & Splashin' Safari reserves the right to refuse any Guest access to a ride which Management deems unsafe for the individual. Please carefully review and consider the requirements and restrictions of our attractions (listed in this Guide and at our attractions) to determine if you or members of your party can safely participate.

Please also note:

- Theme park and water park attractions expose riders to forces, speeds and other intense elements that may cause distress or injury to persons with pre-existing health conditions. Guests should consider these elements when determining the suitability for all riders.
- All riders must be in good health to ride. We recommend that Guests with any medical condition that may be affected by a ride carefully heed the warning signs at each ride entrance.
- In order to ride, Guests must be able to use seats and/or safety restraints properly and understand and follow verbal and/or written safety procedures. Guests must also be able to demonstrate a willingness and ability to comply with verbal and written ride requirements.

- Guests must be able to maintain the proper riding position throughout the ride including sitting upright and maintaining control of upper torso, head, and neck as instructed in this Guide. Guests must also be able to use the restraint devices properly and hold on (or grip/brace) when required. Where applicable, Guests must keep their heads against the headrests, with arms, hands, legs and feet down and inside ride vehicle. Children must be supervised at all times.
- Guests with casts or braces may be restricted from riding certain rides where the cast or brace may present a hazard to the Guest or other riders. When a cast is permitted on a ride, the cast must fit comfortably within the ride vehicle and not interfere with the required riding position (including holding on) or function of the restraint, as applicable. Additional information on casts may be found in the ride-specific information on the following pages.
- Hearing devices and other electronic devices may be damaged by water on water rides. Please take necessary precautions to protect these items. Due to the fact that many rides vibrate, Guests should take necessary precautions to protect hearing devices and eyeglasses on all rides.
- For everyone's safety, Guests must ensure artificial limbs are secured or removed before boarding to ensure everyone's safety. If riding on a water slide, any sharp edges must be covered. Please be advised if a Guest has two prosthetic legs which are removed for safety reasons, height restrictions could prevent the Guest from riding.
- Height requirements are posted at each ride. All Guests, including those using wheelchairs/ECVs, must meet the height requirement. Guests may be officially measured at the Height Measurement Station in Holiday World or Splashin' Safari (during water park operating hours) to receive an appropriate wristband. St. Nick's Rentals in the Christmas section is available when the Height Measurement Station in Holiday World is closed and Splashin' Safari Services is available when the Height Measurement Station in Splashin' Safari is closed.
- Unless otherwise indicated, one Guest may not ride on another Guest's lap.
- Most attractions require the transfer from a wheelchair to the ride. Select attractions have transfer devices or transfer seats available. Guests may remain in their wheelchair to ride Holidog Express and Star Spangled Carousel, and explore Holidog's Treehouse. Attraction access for each ride/attraction is detailed in this Guide.

Every attraction entrance lists rider requirements including height and special safety instructions. Additional information, including minimum extremities, additional cast requirements, and other ride accessibility information for each attraction, is included in this Guide. Holiday World & Splashin' Safari use the following terms:

Supervising Companion: defined as any Guest who is at least 16 years of age and meets the rider requirements to ride alone. Supervising Companions are responsible for the behavior of the Guests they accompany, and must generally help the Guest while loading and unloading the attraction, assist in maintaining postural control while the attraction is in motion, and assist the Guest down stairs, walkways, or steeply inclined ramps in the event of a ride evacuation.

Hand-held Infant: defined as a young child who is unable to walk to the attraction independently or maintain independent seated postural control. Also called "lap baby."

Functioning Arm: Arm with remnant to the elbow and the ability to grip or brace.

Functioning Hand: Arm with an elbow and a hand. Hand must have the ability to grip and brace. A prosthetic may be used unless otherwise stated.

Leg: Leg with a knee and remnant to the ankle. A prosthetic may be used unless otherwise stated.

Leg Remnant: Leg remnant at or below the knee unless otherwise defined in this Guide.

Restraint Systems and Rider Requirements

All passenger restraint systems, including lap bars, shoulder harnesses, shoulder belts, safety belts/chains/straps, and seat belts, must be positioned and fastened properly for Guests to ride.

Due to rider restraint system requirements, larger Guests (in terms of height and/or weight) or Guests with atypical body proportions may not be accommodated on some of our rides. Maximum weight limits are posted at many Splashin' Safari attractions and in this Guide.

Test seats are available at the Raven, Legend, Voyage, Thunderbird, and Raging Rapids. On other rides, Guests may go up the ride's exit to ensure restraints fit properly prior to waiting in line.

State of Indiana Patron Responsibility

Indiana Administrative Code Title 685 Section 1-2-4 requires the following of amusement device patrons:

- Patrons have a duty to not participate in or on any amusement ride, device or attraction when under the influence of drugs or alcohol.
- Patrons have a duty to properly use all ride or device safety equipment provided.

Oxygen Tanks on Rides and Slides

To ensure everyone's safety, oxygen tanks may only be taken on the rides listed below in Holiday World, with the following conditions:

Children Rides: Under 54"

Comet's Rockets: Guest should sit in the front seat and put the oxygen on the floor of the rocket; ensure the tank will not tip.

Dancer's Fish: Put oxygen on the floor of the fish; ensure the tank will not tip.

Prancer's Merry-Go-Round: Oxygen tank must be in a backpack worn by either the rider or adult standing by the rider.

Rudolph's Round-Up: Put oxygen on the floor of the sleigh; ensure the tank will not tip.

Tippecanoes: Put oxygen in the canoe; ensure the tank will not tip.

Family Rides

Doggone Trail, Gobbler Getaway, Holidog Express, and Lewis & Clark Trail: Put oxygen on the floor or seat; ensure the tank will not tip.

Holidog's Treehouse and Just for Pups: Guests may play in the structure with an oxygen tank in a backpack on their back.

Hyena Springs and Magic Waters: Guests may play in the water with an oxygen tank in a backpack on their back.

Star Spangled Carousel: Oxygen tank must be in a backpack worn by either the rider or adult standing by the rider. If Guest prefers to sit in a chariot, place oxygen on the floor or seat, ensuring the tank will not tip.

Oxygen tanks are not permitted on any of the water slides but are permitted on the following attractions in Splashin' Safari: Bahari, Bahari River, Parrot Cover, The Wave, and the pool areas of Kimba Bay, Monsoon Lagoon, Safari Sam's SplashLand and Tembo Tides. Oxygen tanks must be carried in a backpack and worn by the Guest.

Service Animals

Holiday World complies with the Americans with Disabilities Act (ADA), in which a service animal is defined as a dog that has been individually trained to do work or perform tasks for an individual with a disability. The task(s) performed by the dog must be directly related to the person's disability (for example, a person with diabetes may have a dog that is trained to alert him when his blood sugar reaches high or low levels, a person with depression may have a dog that is trained to remind her to take her medication, or a person who has epilepsy may have a dog that is trained to detect the onset of a seizure and then help the person remain safe during the seizure.) Emotional support, therapy, comfort, or companion animals are not considered service animals under the ADA. For safety reasons, service animals are permitted only on Doggone Trail, Holidog Express, Lewis & Clark Trail, Prancer's Merry-Go-Round, Star Spangled Carousel, and the Parking Lot Trams.

When riding the above rides, the service animal must sit on the floor of the ride next to where the Guest is seated. Service animals may also accompany Guests in Holidog's Treehouse. If a Guest chooses to ride a ride not listed above, the service animal must be left with someone in their party who is not riding. Hosts and Hostesses are not allowed to look after service animals. Although service animals are welcome in Splashin' Safari, they are not permitted in the water.

Guests are responsible for cleaning up service animal waste and for controlling the service animal's behavior. Service animal relief areas are located throughout the park; see Park Map for details.

Show Venue Information

Seating for Guests using wheelchairs/ECVs and at least one companion is available at each show venue. Seating is available on a first-come, first-served basis. Other members of the party may need to find seating nearby. Service animals are welcome at all show venues. Please refer to a show schedule for daily show times.

Assisted listening devices and show scripts are available upon request. Please visit Holiday World Services or speak to a theater Host or Hostess for more information. Requests must be made at least 30 minutes prior to show start.

Santa's Storytime Theater

Santa's Storytime Theater is an outdoor venue located in the Christmas section across from Kringle's Kafé. The theater has uncovered bleacher-style stadium seating. Accessible is available near the front and rear of the theater.

Hoosier Celebration Theater

The Hoosier Celebration Theater is an outdoor venue located in the Fourth of July section next to HallowSwings. The theater has covered bleacher-style stadium seating. Accessible is available near the front and rear of the theater.

High Dive Theater

The High Dive Theater is an outdoor venue located in the Halloween section near The Raven roller coaster. The theater has uncovered bleacher-style stadium seating. Accessible is available near the rear of the theater.

Fun and Safety Symbols

The Fun and Safety Symbols shown at the bottom of each page are designed to assist Guests in selecting rides best suited to their physical condition. These symbols are posted at the rides (usually at the entrance) and indicate certain physical conditions that may be aggravated or affected by the ride.

Questions or Comments? Send emails to fun@holidayworld.com or call 1-877-463-2645.

CHRISTMAS SECTION: RUDOLPH'S REINDEER RANCH

Comet's Rockets – C, E (please note symbols below) – A gentle children's ride that elevates and rotates slowly in a circle. Mild Thrill Ride.

Height Requirement: Must not exceed 54" tall to ride. Hand-held infants are not permitted.

Physical Requirement: Riders must be able to maintain an upright position throughout the ride.

Extremity Requirement: At minimum, Riders must have sufficient leg remnants for the restraint system to work properly.

Description of Seat/Safety Restraint(s): Individual seat belt.

Attractions Access: Accessible entrance located at ride exit. Must transfer from wheelchair/ECV.

Dancer's Fish – C, E (please note symbols below) – A gentle children's ride that goes up and down and rotates slowly in a circle. Mild Thrill Ride.

Height Requirement: Must not exceed 54" tall to ride. Hand-held infants are not permitted.

Physical Requirement: Riders must be able to maintain an upright position throughout the ride.

Extremity Requirement: At minimum, Riders must have sufficient leg remnants for the restraint system to work properly.

Description of Seat/Safety Restraint(s): Individual seat belt.

Attractions Access: Accessible entrance located at ride exit. Must transfer from wheelchair/ECV.

Dasher's Seahorses – B, C, E (please note symbols below) – A children's carousel ride featuring seahorses that rotate in a circle. Mild Thrill Ride.

Height Requirement: Must not exceed 54" tall to ride. Hand-held infants are not permitted.

Physical Requirement: Riders must be able to maintain an upright position and control of upper torso, head, and neck throughout the ride.

Extremity Requirement: At minimum, Riders must have at least 1 functioning hand and sufficient leg remnants to straddle the seat.

Description of Seat/Safety Restraint(s): Individual seat belt.

Attractions Access: Accessible entrance located at ride exit. Must transfer from wheelchair/ECV.

Prancer's Merry-Go-Round – C, E (please note symbols below) – A children's carousel ride featuring horses that move up and down. Mild Thrill Ride.

Height Requirement: Must not exceed 54" tall to ride. Guests over 54" tall must be accompanied by a Guest under 54" tall and stand next to the accompanying Guest while they ride. Hand-held infants are not permitted.

Physical Requirement: Riders must be able to maintain an upright position and control of upper torso, head, and neck throughout the ride or be accompanied by a Supervising Companion.

Extremity Requirement: At minimum, Riders must have at least 1 functioning hand and sufficient leg remnants to straddle the seat.

Description of Seat/Safety Restraint(s): Individual seat belt if riding on a horse.



Attractions Access: Accessible entrance located at ride exit. Must transfer from wheelchair/ECV.

Reindeer Games – A, B, C, D, E, F (please note symbols below) – A family ride that bounces several times up and down a three-story tower—a miniature version of Liberty Launch. Moderate Thrill Ride.

Height Requirement: Must be at least 36" tall to ride. Guests between 36" and 42" tall must be accompanied by a Supervising Companion. Must be at least 42" tall to ride alone.

Physical Requirement: Riders must be able to maintain an upright position and control of upper torso, head, and neck throughout the ride.

Extremity Requirement: At minimum, Riders must have at least 1 functioning arm and sufficient leg remnants for the restraint system to work properly.

Description of Seat/Safety Restraint(s): Individual shoulder harness.

Attractions Access: Accessible entrance located at ride exit. Must transfer from wheelchair/ECV.

Rudolph's Round-Up – B, C, E (please note symbols below) – A gentle children's spinning ride that allows riders to raise and lower their own sleigh as the entire ride rotates. Mild Thrill Ride.

Height Requirement: Must be at least 36" tall and must not exceed 54" tall to ride.

Physical Requirement: Riders must be able to maintain an upright position throughout the ride.

Extremity Requirement: At minimum, Riders must have at least 1 functioning arm and 1 leg, or 1 functioning arm and 2 leg remnants at or below the knee.

Description of Seat/Safety Restraint(s): Individual seat belt.

Attractions Access: Accessible entrance located at ride exit. Must transfer from wheelchair/ECV.

HALLOWEEN SECTION

Frightful Falls – A, B, C, D, E, F, G, H (please note symbols below) – A moderate flume ride with turns and a 35-foot drop. You will get wet on this ride! The ride includes a trip through a dark tunnel. Moderate Thrill Ride.

Height Requirement: Must be at least 36" tall to ride. Guests between 36" and 48" tall must be accompanied by a Supervising Companion. Must be at least 48" tall to ride alone.

Physical Requirement: Riders must be able to maintain an upright position and control of upper torso, head, and neck throughout the ride. Guests must transfer in and out of wet boats on a moving conveyor, including stepping down into a boat, during the loading process. Please advise the Ride Operator if the moving conveyor needs to be stopped for passenger loading or unloading.

Extremity Requirement: At minimum, Riders must have at least 1 functioning arm and 1 leg, or 1 functioning arm and 2 leg remnants at or below the knee.

Attractions Access: Accessible entrance located at ride exit. Must transfer from wheelchair/ECV.

HallowSwings – A, B, C, D, E, F (please note symbols below) – A moderate spinning ride that travels in a circle while riders sit in a swing. Guests should be prepared for circular motion and heights up to 45 feet. Moderate Thrill Ride.

Height Requirement: Must be at least 48" tall to ride.



Physical Requirement: Riders must be able to maintain an upright position and control of upper torso, head, and neck throughout the ride.

Extremity Requirement: At minimum, Riders must have at least 1 functioning arm and sufficient leg remnants for the restraint system to work properly.

Description of Seat/Safety Restraint(s): Individual lap bar and safety chain. There are two different seat sizes, measuring 15" and 19" across.

Attractions Access: Accessible entrance located at ride exit. Must transfer from wheelchair/ECV.

Legend – A, B, C, D, E, F, G (please note symbols below) - An intense high-speed wooden roller coaster with steep drops, banked turns, dark tunnels and sudden stops. This roller coaster provides a ride that is similar to The Raven (see below), but is longer, taller, faster, and includes five tunnels plus a double helix. High Thrill Ride.

Height Requirement: Must be at least 48" tall to ride.

Physical Requirement: Riders must be able to maintain an upright position and control of upper torso, head, and neck throughout the ride.

Extremity Requirement: At minimum, Riders must have at least 1 functioning arm, 1 leg, and 1 leg remnant at or below the knee. Accommodations for Guests who do not meet these minimum requirements may be made through the use of an additional harness. Please see a Host/Hostess for assistance.

Casts: Guests with an arm cast must be seated on the side of the car that keeps the cast away from the adjacent rider.

Description of Seat/Safety Restraint(s): Individual lap bar and seat belt. Bench seats have a seat divider; base of each seat is 15" across. Seat belt encircles a maximum of approximately 50" when fully extended (the ends attach in the back corners); lap bar must be latched. A test seat is available at the entrance to The Legend.

Attractions Access: Accessible entrance located at ride exit. Must transfer from wheelchair/ECV. A transfer device is available to assist in transferring from a wheelchair/ECV and onto the ride.

Raven – A, B, C, D, E, F, G (please note symbols below) - An intense high-speed wooden roller coaster with steep drops, banked turns, a dark tunnel and sudden stops. High Thrill Ride.

Height Requirement: Must be at least 48" tall to ride.

Physical Requirement: Riders must be able to maintain an upright position and control of upper torso, head, and neck throughout the ride.

Extremity Requirement: At minimum, Riders must have at least 1 functioning arm, 1 leg, and 1 leg remnant at or below the knee. Accommodations for Guests who do not meet these minimum requirements may be made through the use of an additional harness. Please see a Host/Hostess for assistance.

Casts: Guests with an arm cast must be seated on the side of the car that keeps the cast away from the adjacent rider.

Description of Seat/Safety Restraint(s): Individual lap bar and seat belt. Bench seats have a seat divider; base of each seat is 15" across. Seat belt encircles a maximum of approximately 50" when fully



extended (the ends attach in the back corners); lap bar must be latched. A test seat is available at the entrance to The Raven.

Attractions Access: Accessible entrance located at ride exit. Must transfer from wheelchair/ECV. A transfer device is available to assist in transferring from a wheelchair/ECV and onto the ride.

Scarecrow Scrambler – A, B, C, D, E, F (please note symbols below) - A fast-moving scrambler ride with cars that turn around a rotating base. Moderate Thrill Ride.

Height Requirement: Must be at least 36" tall to ride. Guests between 36" and 48" tall must be accompanied by a Supervising Companion. Must be at least 48" tall to ride alone.

Physical Requirement: Riders must be able to maintain an upright position and control of upper torso, head, and neck throughout the ride or be accompanied by a Supervising Companion. Adults should sit on the cushioned side of the car as weight will shift in this direction during the ride.

Extremity Requirement: At minimum, Riders must have at least 1 functioning hand and 1 leg, or 1 functioning hand and 2 leg remnants at or below the knee. Riders with 1 functioning arm instead of 1 functioning hand must be accompanied by a Supervising Companion.

Description of Seat/Safety Restraint(s): Shared seat belt and grab bar.

Attractions Access: Accessible entrance located at ride exit. Must transfer from wheelchair/ECV.

FOURTH OF JULY SECTION

Eagles Flight – A, B, C, D, E, F (please note symbols below) - A moderate spinning ride with rider-controlled side-to-side and up-and-down motion. Seat belt extenders are available. Moderate Thrill Ride.

Height Requirement: Must be at least 36" tall to ride. Guests between 36" and 42" tall must be accompanied by a Supervising Companion. Must be at least 42" tall to ride alone.

Physical Requirement: Riders must be able to maintain an upright position and control of upper torso, head, and neck throughout the ride or be accompanied by a Supervising Companion.

Extremity Requirement: At minimum, Riders must have at least 1 functioning arm and 1 leg, or 1 functioning arm and 2 leg remnants at or below the knee.

Description of Seat/Safety Restraint(s): Shared seat belt.

Attractions Access: Accessible entrance located at ride exit. Must transfer from wheelchair/ECV.

Firecracker – A, B, C, D, E, F (please note symbols below) - A fast-moving ride with cars that move around a rotating base. Moderate Thrill Ride.

Height Requirement: Must be at least 36" tall to ride. Guests between 36" and 48" tall must be accompanied by a Supervising Companion. Must be at least 48" tall to ride alone.

Physical Requirement: Riders must be able to maintain an upright position and control of upper torso, head, and neck throughout the ride or be accompanied by a Supervising Companion. Adults should sit on the right side (direction of travel) of the car as weight will shift in this direction during the ride.

Extremity Requirement: At minimum, Riders must have at least 1 functioning hand and 1 leg, or 1 functioning hand and 2 leg remnants at or below the knee. Riders with 1 functioning arm instead of 1 functioning hand must be accompanied by a Supervising Companion.



Description of Seat/Safety Restraint(s): Shared seat belt and grab bar.

Attractions Access: Accessible entrance located at ride exit. Must transfer from wheelchair/ECV.

Holidog Express – C (please note symbols below) - A gentle family train ride that travels along a path featuring scenic elements and a tunnel. Mild Thrill Ride.

Height Requirement: Guests under 42" tall must be accompanied by a Supervising Companion. Hand-held infants are permitted.

Physical Requirement: Riders must be able to maintain an upright position and control of upper torso, head, and neck throughout the ride or be accompanied by a Supervising Companion. Hand-held infants must be accompanied by a Supervising Companion.

Attractions Access: Accessible entrance located at ride exit. May remain in wheelchair/ECV to ride.

Lewis & Clark Trail – B, C, D (please note symbols below) - A family car ride that allows drivers to move around a guided track. Seat belt extenders are available. Mild Thrill Ride.

Height Requirement: Guests under 42" tall must be accompanied by a Supervising Companion. Hand-held infants are not permitted.

Physical Requirement: Riders must be able to maintain an upright position and control of upper torso, head, and neck throughout the ride or be accompanied by a Supervising Companion.

Extremity Requirement: At minimum, Riders must have at least 1 functioning arm and 1 leg, or be accompanied by a Supervising Companion. If the driver cannot reach the pedal, the front seat passenger must be tall enough to push the foot pedal without either rider standing.

Description of Seat/Safety Restraint(s): Shared seat belt.

Attractions Access: Accessible entrance located at ride exit. Must transfer from wheelchair/ECV.

Liberty Launch – A, B, C, D, E, F, G (please note symbols below) – A 7-story fast-moving, up-and-down launching and freefall ride. High Thrill Ride.

Height Requirement: Must be at least 48" tall to ride.

Physical Requirement: Riders must be able to maintain an upright position and control of upper torso, head, and neck throughout the ride.

Extremity Requirement: At minimum, Riders must have at least 1 functioning arm and sufficient leg remnants for the restraint system to work properly.

Description of Seat/Safety Restraint(s): Individual shoulder harness and safety belt. Seat measures approximately 14" across.

Attractions Access: Accessible entrance located at ride exit. Must transfer from wheelchair/ECV.

Raging Rapids – A, B, C, D, E, F (please note symbols below) - A turbulent river rapids ride with gradual drops and turns. You will get wet on this ride! Guests may be assigned specific seats on the boat, as weight must be balanced for safety. Moderate Thrill Ride.

Height Requirement: Must be at least 36" tall to ride. Guests between 36" and 48" tall must be accompanied by a Supervising Companion. Must be at least 48" tall to ride alone.

Physical Requirement: Riders must be able to maintain an upright position and control of upper torso, head, and neck throughout the ride. Guests must transfer in and out of wet boats on a moving



conveyor, including stepping down into a boat during the loading process. Please advise the Ride Operator if the moving conveyor needs to be stopped for passenger loading or unloading.

Extremity Requirement: At minimum, Riders must have at least 1 functioning arm and 1 leg, or 1 functioning arm and 2 leg remnants at or below the knee.

Description of Seat/Safety Restraint(s): Individual seat belt. Seat belt encircles a maximum of 57" when fully extended. A test seat is available at the entrance of Raging Rapids.

Attractions Access: Accessible entrance located at ride exit. Must transfer from wheelchair/ECV.

Revolution – A, B, C, D, E, F, G (please note symbols below) - A fast-moving spinning ride that elevates while riders stand in place. Moderate Thrill Ride.

Height Requirement: Must be at least 42" tall and must not exceed 77" (6' 5") tall to ride.

Physical Requirement: Riders must be able to maintain a standing position and control of upper and lower torso, head, neck, and legs throughout the ride.

Extremity Requirement: At minimum, Riders must have at least 2 functioning arms and 2 legs, or 2 functioning hands and 1 leg.

Description of Seat/Safety Restraint(s): Individual safety strap.

Attractions Access: Accessible entrance located at ride exit. Must transfer from wheelchair/ECV.

Rough Riders – A, B, C, D, E, F (please note symbols below) - A moderate bumper car ride that allows drivers to bump into other cars. Moderate Thrill Ride.

Height Requirement: Must be at least 42" tall to ride. Guests between 42" and 48" tall must be accompanied by a Supervising Companion. Must be at least 48" tall to ride alone.

Physical Requirement: Riders must be able to maintain an upright position and control of upper torso, head, and neck throughout the ride.

Extremity Requirement: At minimum, Riders must have at least 1 functioning arm and 1 leg. Riders lacking the ability to use the pedal must be accompanied by a Supervising Companion.

Casts: Guests with an arm cast must be seated on the side of the car that keeps the cast away from the adjacent rider.

Description of Seat/Safety Restraint(s): Individual shoulder belt.

Attractions Access: Accessible entrance located at ride exit. Must transfer from wheelchair/ECV.

Star Spangled Carousel – C, D, E (please note symbols below) – A family carousel ride featuring animals that move up and down as well as stationary chariots. Mild Thrill Ride.

Height Requirement: Guests under 42" tall must be accompanied by a Supervising Companion. Supervising Companions may stand next to a Guest who needs assistance. Hand-held infants are permitted in a chariot.

Physical Requirement: Riders must be able to maintain an upright position and control of upper torso, head, and neck throughout the ride or be accompanied by a Supervising Companion. Hand-held infants must be accompanied by a Supervising Companion and ride in a chariot seat.



Extremity Requirement: At minimum, Riders must have at least 1 functioning hand and sufficient leg remnants to straddle the seat if on an animal. Riders lacking these requirements must be accompanied by a Supervising Companion in a chariot seat.

Attractions Access: Accessible entrance located at ride exit. May remain in wheelchair/ECV to ride.

Tippecanoes – C (please note symbols below) - A gentle children's boat ride that travels slowly through a canal. Mild Thrill Ride.

Height Requirement: Must not exceed 54" tall to ride. Hand-held infants are not permitted.

Physical Requirement: Riders must be able to maintain an upright position throughout the ride. Since there are no seat belts, children must remain seated until the Ride Operator has directed them to unload.

Attractions Access: Accessible entrance located at ride exit. Must transfer from wheelchair/ECV.

HOLIDOG'S FUNTOWN

Doggone Trail – B, C, D (please note symbols below) - A gentle family ride that travels along a path. Seat belt extenders are available. Mild Thrill Ride.

Height Requirement: Guests under 42" tall must be accompanied by a Supervising Companion. Hand-held infants are not permitted.

Physical Requirement: Riders must be able to maintain an upright position and control of upper torso, head, and neck throughout the ride or be accompanied by a Supervising Companion.

Extremity Requirement: At minimum, Riders must have at least 1 functioning arm and 1 leg, or be accompanied by a Supervising Companion.

Description of Seat/Safety Restraint(s): Individual seat belt.

Attractions Access: Accessible entrance located at ride exit. Must transfer from wheelchair/ECV.

Holidog's Treehouse – This is a two-story accessible play structure with interactive elements, ladders, and slides. Parents are encouraged to accompany their children and provide assistance. Mild Attraction.

Height Requirement: Must not exceed 54" tall. Guests over 54" tall must be accompanied by a Guest under 54" tall.

Physical Requirement: Optional portions of this attraction require climbing.

Attractions Access: Accessible entrance located at base of tower closest to Kitty's Tea Party.

Howler – A, B, C, D, E, F (please note symbols below) - A family roller coaster with gentle drops and quick turns. Moderate Thrill Ride.

Height Requirement: Must be at least 36" tall to ride. Guests between 36" and 42" tall must be accompanied by a Supervising Companion. Must be at least 42" tall to ride alone.

Physical Requirement: Riders must be able to maintain an upright position and control of upper torso, head, and neck throughout the ride or be accompanied by a Supervising Companion.



Extremity Requirement: At minimum, Riders must have at least 1 functioning hand and 1 leg. Riders with 1 functioning arm instead of 1 functioning hand must be accompanied by a Supervising Companion.

Casts: Leg casts are not permitted.

Description of Seat/Safety Restraint(s): Shared lap bar and seat belt.

Attractions Access: Accessible entrance located at ride exit. Must transfer from wheelchair/ECV.

Just for Pups – This is a toddler’s version of Holidog’s Treehouse, featuring slides for the little ones. Mild Attraction.

Height Requirement: Must not exceed 54" tall.

Attractions Access: Multiple entrance/exits. Must transfer from wheelchair/ECV.

Kitty’s Tea Party – A, B, C, D, E, F (please note symbols below) - A family spinning ride that allows riders to spin their own tea cups while the entire ride rotates. Mild Thrill Ride.

Height Requirement: Guests under 36" tall must be accompanied by a Supervising Companion. Hand-held infants are not permitted.

Physical Requirement: Riders must be able to maintain an upright position and control of upper torso, head, and neck throughout the ride or be accompanied by a Supervising Companion.

Extremity Requirement: At minimum, Riders must have at least 1 functioning arm and 1 leg, or 1 functioning arm and 2 leg remnants at or below the knee.

Attractions Access: Accessible entrance located at ride exit. Must transfer from wheelchair/ECV.

Magic Waters – An interactive water “sprayground” with a series of water geysers shooting up out of the ground. Children and accompanying adults are invited to play in the water. Diaper-dependent Guests must wear swim diapers. Mild Attraction.

Height Requirement: Must not exceed 54" tall. Guests over 54" tall must be accompanied by a Guest under 54" tall.

THANKSGIVING SECTION

Crow’s Nest – A, B, C, D, E, F, G (please note symbols below) - A spinning ride that travels in a circle and elevates up and down a 65 foot tower while riders sit in a two-person swing. Moderate Thrill Ride.

Height Requirement: Must be at least 42" tall to ride. Guests between 42" and 48" tall must be accompanied by a Supervising Companion. Must be at least 48" tall to ride alone.

Physical Requirement: Riders must be able to maintain an upright position and control of upper torso, head, and neck throughout the ride.

Extremity Requirement: At minimum, Riders must have at least 1 functioning arm and sufficient leg remnants for the restraint system to work properly.

Description of Seat/Safety Restraint(s): Shared lap bar and individual safety belt.

Attractions Access: Accessible entrance located at ride exit. Must transfer from wheelchair/ECV.



Gobbler Getaway – C, H (please note symbols below) - An interactive family dark ride with special effects that travels on an indoor track. The three-minute ride features lighting effects including black lights, strobe lights, and mirror-ball projections. Mild Thrill Ride.

Height Requirement: Guests under 42" must ride in same seat as a Supervising Companion. Hand-held infants are not permitted.

Physical Requirement: Riders must be able to maintain an upright position and control of upper torso, head, and neck throughout the ride or be accompanied by a Supervising Companion.

Extremity Requirement: At minimum, Riders must have at least 1 functioning arm and 1 leg, or be accompanied by a Supervising Companion.

Description of Seat/Safety Restraint(s): Shared lap bar.

Attractions Access: Accessible entrance located at ride exit. Must transfer from wheelchair/ECV. A transfer seat is built into the ride to assist in transferring from a wheelchair/ECV onto the ride.

Mayflower – A, B, C, D, E, F, G (please note symbols below) – A large swinging ship ride that travels forward and backward in a pendulum-like motion. High Thrill Ride.

Height Requirement: Must be at least 42" tall to ride. Guests between 42" and 48" tall must be accompanied by a Supervising Companion. Must be at least 48" tall to ride alone.

Physical Requirement: Riders must be able to maintain an upright position and control of upper torso, head, and neck throughout the ride.

Extremity Requirement: At minimum, Riders must have at least 1 functioning arm and 1 leg, or 1 functioning arm and 2 leg remnants at or below the knee.

Description of Seat/Safety Restraint(s): Shared lap bar.

Attractions Access: Accessible entrance located at ride exit. Must transfer from wheelchair/ECV. A transfer seat is built into the ride to assist in transferring from a wheelchair/ECV onto the ride.

Thunderbird – A, B, C, D, E, F, G, H (please note symbols below) - An intense, high-speed wing roller coaster that launches to 60mph in 3.5 seconds. Thunderbird includes multiple inversions, steep drops, high-speed turns, and sudden stops. High Thrill Ride.

Height Requirement: Must be at least 52" tall and must not exceed 78" (6' 6") tall to ride.

Physical Requirement: Riders must be able to maintain an upright position and control of upper torso, head, and neck throughout the ride.

Extremity Requirement: At minimum, Riders must have at least 1 functioning hand and 2 legs, or 2 functioning hands and 2 leg remnants at or below the knee. Thunderbird has a full-body harness available for Guests who do not meet this requirement. In order to ride Thunderbird with the full-body harness, Guest must have, at minimum, 1 leg remnant at or below the knee and sufficient remnants at the arms and other legs to accommodate the harness.

Casts: Casts are not permitted.

Description of Seat/Safety Restraint(s): Individual shoulder harness and safety belt. Longer safety belts are available in rows 2 and 3. A test seat is available at the entrance to Thunderbird.

Attractions Access: Accessible entrance located at ride entrance. Must transfer from wheelchair/ECV. A transfer device is available to assist in transferring from a wheelchair/ECV and onto the ride.



Turkey Whirl – A, B, C, D, E, F (please note symbols below) - A moderate spinning ride with individual cars that spin while the entire ride rotates. Moderate Thrill Ride.

Height Requirement: Must be at least 36" tall to ride. Guests between 36" and 48" tall must be accompanied by a Supervising Companion. Must be at least 48" tall to ride alone.

Physical Requirement: Riders must be able to maintain an upright position and control of upper torso, head, and neck throughout the ride or be accompanied by a Supervising Companion.

Extremity Requirement: At minimum, Riders must have at least 1 functioning hand and 1 leg, or 1 functioning hand and 2 leg remnants at or below the knee. Riders with 1 functioning arm instead of 1 functioning hand must be accompanied by a Supervising Companion.

Description of Seat/Safety Restraint(s): Shared grab bar.

Attractions Access: Accessible entrance located at ride exit. Must transfer from wheelchair/ECV.

Voyage – A, B, C, D, E, F, G, H (please note symbols below) - An intense high-speed wooden roller coaster with steep drops, sharply-banked turns, dark tunnels and sudden stops. This wooden roller coaster features three drops of more than 100 feet, extreme twists and turns, with strong forces from all directions. There are eight dark moments in underground tunnels and three points at which the track is perpendicular to the ground. High Thrill Ride.

Height Requirement: Must be at least 48" tall to ride.

Physical Requirement: Riders must be able to maintain an upright position and control of upper torso, head, and neck throughout the ride.

Extremity Requirement: At minimum, Riders must have at least 1 functioning arm, 1 leg, and 1 leg remnant at or below the knee. Accommodations for Guests who do not meet these minimum requirements may be made through the use of an additional harness. Please see a Host/Hostess for assistance.

Casts: Guests with an arm cast must be seated on the side of the car that keeps the cast away from the adjacent rider.

Description of Seat/Safety Restraint(s): Individual lap bar and seat belt. Bench seats have a seat divider; base of each seat is 15" across. Seat belt encircles a maximum of approximately 50" when fully extended (the ends attach in the back corners); lap bar must be latched. A test seat is available at the entrance to The Voyage.

Attractions Access: Accessible entrance located at ride exit. Must transfer from wheelchair/ECV. A transfer device is available to assist in transferring from a wheelchair/ECV and onto the ride.



SPLASHIN' SAFARI WATER PARK

The water attractions in Splashin' Safari are staffed by certified Lifeguards trained through the American Red Cross. Please do not hesitate to ask them questions or seek their assistance.

To participate at Splashin' Safari, swimwear or shorts and shirts may be worn and must be modest in design. Revealing or thong swimsuits are not permitted. Diaper-dependent Guests must wear swim diapers. Swim diapers are available for sale in Safari Outpost in the Splashin' Safari plaza as well as most Holiday World gift shops.

Complimentary life jackets are available at both wave pools. "Infant" life jacket size accommodates Guests up to 30lbs.; "Child" size accommodates Guests between 30lbs. and 50lbs.; "Youth" size accommodates Guests between 50lbs. and 90lbs.; and "Adult" size accommodates Guests over 90lbs with a chest size between 30" and 52".

Splashin' Safari has a limited number of accessible tubes available for use on Bahari River by Guests with limited mobility or who lack the ability to sit up unaided. In some circumstances, they can also be used in the wave pools. For additional information, please ask a lifeguard to call for a member of management.

Wildebbeest and Mammoth are included on the Ride Boarding Pass. It does not apply to the water slides, though, because their "exits" are the bottom of the slides. There are a number of water attractions—The Wave, Bahari, Bahari River, Monsoon Lagoon, Kima Bay, Hyena Springs, Safari Sam's SplashLand, Tembo Falls, and Tembo Tides—which require little or no wait.

Bahari River – B, C (please note symbols below) – A flowing river where riders swim, wade, or float in tubes along its course. Riders will experience currents and may encounter water sprayers, bubble jets, waterfalls, waves, and splashing. Pool depth up to 28". Mild Water Park Attraction.

Physical Requirement: Guests must be able to position themselves in or on an inner tube if they choose to use them. An accompanying Guest may walk around the river or ride in an inner tube to assist a Guest. Guests must be able to upright themselves in a strong current in the pool if unaccompanied.

Life Jackets: Weak or non-swimmers are encouraged to wear a life jacket.

Attractions Access: Zero-depth entry and exit to the pool.

Bahari – A, B, C, D, E, F (please note symbols below) – A pool with waves, strong currents, and water sprayers. Pool depth ranges from a zero-depth entry to 6' deep. These waves are bigger and stronger than the waves at The Wave. Moderate Water Park Attraction.

Physical Requirement: Guests must be able to sit upright in the pool. Guests in a wheelchair/ECV may ask a Lifeguard for an inner tube to use. Guests must be able to upright themselves in a strong current in the pool.

Life Jackets: Weak or non-swimmers are encouraged to wear a life jacket.

Attractions Access: Zero-depth entry and exit to the pool.



Bakuli – A, B, C, D, E, F, G (please note symbols below) – A moderately aggressive tube slide connected to a bowl-like flume; rider experiences enclosed and dark spaces, high-speeds, steep drops with free-falling sensations, multi-directional forces, and rotating motion. The ride ends in a splash pool up to 36" deep. Moderate Water Park Attraction.

Height Requirement: Must be at least 42" tall to ride. Guests between 42" and 48" tall must be accompanied by a Supervising Companion. Must be at least 48" tall to ride alone.

Weight Requirement: The maximum combined weight of all riders must not exceed 700lbs. per 4-passenger inner tube; minimum of 2 and maximum of 4 riders per inner tube.

Physical Requirement: Guests must have the ability to sit upright in the tube and maintain control of upper torso, head, and neck. Physical and cognitive ability is required to maintain the riding position. Guests must be able to upright themselves in a strong current and exit the tube and pool with or without assistance.

Extremity Requirement: At minimum, Guest must have sufficient arm remnants to grasp at least one handle on the tube, along with sufficient leg remnants to maintain the riding position.

Attractions Access: Guests must be able to climb the stairs of the slide tower and enter the tube with or without assistance.

Hyena Falls – A, B, C, D, E, F, G (please note symbols below) – A series of four aggressive tube slides; riders travel on a straight and/or winding flume and experience enclosed and dark spaces, high speeds, steep drops with free-falling sensations, and multi-directional forces. Riders will decelerate in a splash pool up to 42" deep. High Thrill Water Park Attraction.

Height Requirement: Must be at least 42" tall to ride. Guests between 42" and 48" tall must be accompanied by a Supervising Companion. Must be at least 48" tall to ride alone.

Weight Requirement: The maximum combined weight of both riders in a double tube must not exceed 400lbs. The weight of each rider must not exceed 250lbs.

Physical Requirement: Guests must have the ability to sit upright in the tube and maintain control of upper torso, head, and neck. Physical and cognitive ability is required to maintain the riding position. Guests must be able to upright themselves in a strong current and exit the tube and pool with or without assistance. Guests should notify an Attendant at the top of the slide if assistance will be needed exiting the splash pool at the bottom.

Extremity Requirement: At minimum, Guest must have sufficient arm remnants to grasp at least one handle on the tube, along with sufficient leg remnants to maintain the riding position.

Life Jackets: Weak or non-swimmers are encouraged to wear a life jacket.

Attractions Access: Guests must be able to climb the stairs of the slide tower and enter the tube with or without assistance.

Hyena Springs – An interactive water "sprayground" with a series of water geysers shooting up out of the ground. Children and accompanying adults are invited to play in the water. Diaper-dependent Guests must wear swim diapers. Mild Water Park Attraction.

Height Requirement: Must not exceed 54" tall. Guests over 54" tall must be accompanied by a Guest under 54" tall.



Jungle Racer – A, B, C, D, E, F, G (please note symbols below) – A moderately aggressive six-story, ten-lane water flume. Each rider slides downhill headfirst on a mat and decelerates in a run-out. Riders experience high-speeds, steep drops with free-falling sensations, and multi-directional forces. Moderate Water Park Attraction.

Height Requirement: Must be at least 42" tall to ride.

Physical Requirement: Guests must be able to position themselves head-first and stomach-down on the mat. Physical and cognitive ability is required to maintain the riding position. Guests must be able to sit upright in the slide run-out and exit quickly with or without assistance.

Extremity Requirement: At minimum, Guest must have sufficient arm remnants to grasp at least one handle on the mat, along with sufficient leg remnants to maintain the riding position.

Attractions Access: Guests must be able to climb the stairs of the slide tower and lie down on the mat with or without assistance.

Kima Bay – B, C, D, (please note symbols below) – Water activity area with body slides and various water elements in a zero-depth spray deck. Features include tipping buckets, net climbs, and water splash and spray elements. Mild Water Park Attraction.

Height Requirement: Must be at least 36" tall to ride smaller slides (less than 8 feet above ground). Must be at least 42" tall to ride taller slides (more than 8 feet above ground).

Weight Requirement: The maximum weight per rider is 300lbs.

Physical Requirement: Guests must have the ability to sit upright on the slides and in the proper riding position, maintain control of upper torso, head, and neck. Guests must be able to sit upright in the slide run-out and exit with or without assistance.

Attractions Access: In order to ride the slides, Guests must be able to climb the structure with or without assistance.

Mammoth – A, B, C, D, E, F, G (please note symbols below) – An aggressive water coaster experience. Riders sit in an inflated boat and travel the path of a winding flume, experiencing enclosed and dark spaces, high-speeds, steep inclines and drops with free-falling sensations, multi-directional forces, and rotating motion. High Thrill Water Park Attraction.

Height Requirement: Must be at least 42" tall to ride. Guests between 42" and 48" tall must be accompanied by a Supervising Companion. Must be at least 48" tall to ride alone.

Weight Requirement: The combined weight of all riders must be at least 500lbs. but not exceed 1,050lbs. per boat; minimum of 2 and maximum of 6 riders per boat. All riders will be weighed as a group prior to boarding.

Physical Requirement: Guests must have the ability to sit upright in the boat and maintain control of upper torso, head, and neck. Physical and cognitive ability is required to maintain the riding position. Guests must be able to exit the boat with or without assistance.

Extremity Requirement: At minimum, Guest must have sufficient arm remnants to grasp both handles on the boat.

Attractions Access: Accessible entrance located at ride exit. Guests must transfer from wheelchair/ECV and be able to enter the boat with or without assistance.



Monsoon Lagoon – B, C, D, (please note symbols below) – Water activity area with body slides and various water elements in a zero-depth to 18" deep pool. Features include tipping buckets, net climbs, and water splash and spray elements. Mild Water Park Attraction.

Physical Requirement: Guests must have the ability to sit upright on the slides and in the proper riding position, and maintain control of upper torso, head, and neck. Guests must be able to sit upright in the pool.

Attractions Access: In order to ride the slides, Guests must be able to climb the structure with or without assistance. Zero-depth entry and exit to the pool.

Otorongo – A, B, C, D, E, F (please note symbols below) – A series of three aggressive tube slides; riders travel on a straight and/or winding flume and experience enclosed and dark spaces, high-speeds, steep drops with free-falling sensations, and multi-directional forces. Riders will decelerate in a splash pool up to 45" deep. High Thrill Water Park Attraction.

Height Requirement: Must be at least 42" tall to ride. Guests between 42" and 48" tall must be accompanied by a Supervising Companion. Must be at least 48" tall to ride alone.

Weight Requirement: The maximum combined weight of both riders in a double tube must not exceed 400lbs. The weight of each rider must not exceed 250lbs.

Physical Requirement: Guests must have the ability to sit upright in the tube and maintain control of upper torso, head, and neck. Physical and cognitive ability is required to maintain the riding position. Guests must be able to upright themselves in a strong current and exit the tube and pool with or without assistance. Guests should notify an Attendant at the top of the slide if assistance will be needed exiting the splash pool at the bottom.

Extremity Requirement: At minimum, Guest must have sufficient arm remnants to grasp at least one handle on the tube, along with sufficient leg remnants to maintain the riding position.

Life Jackets: Weak or non-swimmers are encouraged to wear a life jacket.

Attractions Access: Guests must be able to climb the stairs of the slide tower and enter the tube with or without assistance.

Parrot Cove – A shallow-water play area with waves connected to The Wave attraction. Pool depth in the Parrot Cove area ranges from a zero-depth entry to 22" deep. Children and accompanying adults are invited to play in the water. Diaper-dependent Guests must wear swim diapers. Mild Water Park Attraction.

Height Requirement: Must not exceed 54" tall. Guests over 54" tall must be accompanied by a Guest under 54" tall.

Physical Requirement: Guests must be able to upright themselves in a current in the pool.

Life Jackets: Weak or non-swimmers are encouraged to wear a life jacket.

Attractions Access: Zero-depth entry and exit to the pool.

Safari Sam's SplashLand – B, C, D, (please note symbols below) – A children's activity area with body slides and various water elements in a zero-depth to 18" deep pool. Features include water splash and spray elements in an adjacent spray pad area. Mild Water Park Attraction.



Height Requirement: Must not exceed 54" tall to ride the slides unless accompanying a Guest under 54" tall. Guests over 54" tall must be accompanied by a Guest under 54" tall in Safari Sam's SplashLand.

Physical Requirement: Guests must have the ability to sit upright on the slides and in the proper riding position, and maintain control of upper torso, head, and neck. Guests must be able to sit upright in the pool.

Attractions Access: In order to ride the slides, Guests must be able to climb the stairs or ramp with or without assistance. Zero-depth entry and exit to the pool.

Tembo Falls – B, C, D, (please note symbols below) – A children's activity area with junior body slides and various water elements in a zero-depth spray deck. Mild Water Park Attraction.

Height Requirement: Must not exceed 54" tall to ride the slides unless accompanying a Guest under 54" tall. Guests over 54" tall must be accompanied by a Guest under 54" tall in Tembo Falls.

Physical Requirement: Guests must have the ability to sit upright on the slides and in the proper riding position, and maintain control of upper torso, head, and neck. Guests must be able to sit upright in the slide run-out and exit with or without assistance.

Attractions Access: In order to ride the slides, Guests must be able to climb the stairs or ramp with or without assistance.

Tembo Tides – B, C (please note symbols below) – A children's pool with continuous waves. Pool depth ranges from a zero-depth entry to 36" deep. Mild Water Park Attraction.

Height Requirement: Must not exceed 54" tall. Guests over 54" tall must be accompanied by a Guest under 54" tall.

Physical Requirement: Guests must be able to sit upright in the pool. Guests in a wheelchair/ECV may ask a Lifeguard for an inner tube to use. Guests must be able to upright themselves in a current in the pool.

Life Jackets: Weak or non-swimmers are encouraged to wear a life jacket.

Attractions Access: Zero-depth entry and exit to the pool.

The Wave – A, B, C, D, E, F (please note symbols below) – A pool with waves and strong currents. Pool depth ranges from a zero-depth entry to 6' deep. These waves are milder than the waves at Bahari. Mild Water Park Attraction.

Physical Requirement: Guests must be able to sit upright in the pool. Guests in a wheelchair/ECV may ask a Lifeguard for an inner tube to use. Guests must be able to upright themselves in a strong current in the pool.

Life Jackets: Weak or non-swimmers are encouraged to wear a life jacket.

Attractions Access: Zero-depth entry and exit to the pool.

Watubee – A, B, C, D, E, F, G (please note symbols below) – A large and moderately aggressive flume with multi-person rafts that navigate down a slide. Riders experience high-speed turns, multi-directional forces, and both side-to-side motion and rotating motion. This ride ends in a splash pool up to 30" deep. Moderate Water Park Attraction.



Height Requirement: Must be at least 36" tall to ride. Guests between 36" and 48" tall must be accompanied by a Supervising Companion. Must be at least 48" tall to ride alone.

Weight Requirement: The maximum combined weight of all riders must not exceed 800lbs. per raft; minimum of 2 and maximum of 5 riders (no more than 4 adults) per raft.

Physical Requirement: Guests must have the ability to sit upright in the raft and maintain control of upper torso, head, and neck. Physical and cognitive ability is required to maintain the riding position. Guests must be able to upright themselves in a strong current and exit the raft and pool with or without assistance.

Extremity Requirement: At minimum, Guest must have sufficient arm remnants to grasp at least one handle on the raft.

Attractions Access: Guests must be able to climb the stairs of the slide tower and enter the raft with or without assistance.

Wildbeest – A, B, C, D, E, F, G (please note symbols below) – An aggressive water coaster experience. Riders sit in a toboggan-style boat and travel the path of a winding flume experiencing enclosed and dark spaces, high-speeds, steep inclines and drops with free-falling sensations, and multi-directional forces. High Thrill Water Park Attraction.

Height Requirement: Must be at least 42" tall to ride. Guests between 42" and 48" tall must be accompanied by a Supervising Companion. Must be at least 48" tall to ride alone.

Weight Requirement: The combined weight of all riders must be at least 200lbs. but not exceed 800lbs. per boat; minimum of 1 and maximum of 4 riders per boat. All riders will be weighed as a group prior to boarding.

Physical Requirement: Guests must have the ability to sit upright in the boat and maintain control of upper torso, head, and neck. Physical and cognitive ability is required to maintain the riding position. Guests must be able to exit the boat with or without assistance.

Extremity Requirement: At minimum, Guest must have sufficient arm remnants to grasp at least one handle on the boat, along with sufficient leg remnants to maintain the riding position.

Attractions Access: Accessible entrance located between ride entrance and exit. Guests must transfer from wheelchair/ECV and be able to enter the boat with or without assistance.

Zinga – A, B, C, D, E, F, G (please note symbols below) – An aggressive tube slide where riders oscillate back and forth on a half-pipe. Riders experience enclosed and dark spaces, high-speeds, steep drops with free-falling sensations, multi-directional forces, and rotating motion. The ride ends in a splash pool up to 18" deep. High Thrill Water Park Attraction.

Height Requirement: Must be at least 42" tall to ride. Guests between 42" and 48" tall must be accompanied by a Supervising Companion. Must be at least 48" tall to ride alone.

Weight Requirement: The maximum combined weight of all riders must not exceed 600lbs. per 4-passenger inner tube; minimum of 2 and maximum of 4 riders per inner tube. All riders will be weighed as a group prior to boarding.

Physical Requirement: Guests must have the ability to sit upright in the tube and maintain control of upper torso, head, and neck. Physical and cognitive ability is required to maintain the riding position.



Guests must be able to upright themselves in a strong current and exit the tube and pool with or without assistance.

Extremity Requirement: At minimum, Guest must have sufficient arm remnants to grasp at least one handle on the tube, along with sufficient leg remnants to maintain the riding position.

Attractions Access: Guests must be able to climb the stairs of the slide tower and enter the tube with or without assistance.

ZOOMbabwe – A, B, C, D, E, F, G (please note symbols below) – An extreme and aggressive fully-enclosed flume with multi-person tubes that navigate down a dark slide. Riders experience high-speed turns, multi-directional forces, and both side-to-side and rotating motion. This ride ends in a splash pool up to 36" deep. High Thrill Water Park Attraction.

Height Requirement: Must be at least 42" tall to ride. Guests between 42" and 48" tall must be accompanied by a Supervising Companion. Must be at least 48" tall to ride alone.

Weight Requirement: The maximum combined weight of all riders must not exceed 600lbs. per 4-passenger inner tube; minimum of 2 and maximum of 4 riders per inner tube. All riders will be weighed as a group prior to boarding.

Physical Requirement: Guests must have the ability to sit upright in the tube and maintain control of upper torso, head, and neck. Physical and cognitive ability is required to maintain the riding position. Guests must be able to upright themselves in a strong current and exit the tube and pool with or without assistance.

Extremity Requirement: At minimum, Guest must have sufficient arm remnants to grasp at least one handle on the tube, along with sufficient leg remnants to maintain the riding position.

Attractions Access: Guests must be able to climb the stairs of the slide tower and enter the tube with or without assistance.

Thank you for reviewing our Guide to Ride!

We hope you've found this information helpful as you plan your day with us.

To view a copy of this document on your desktop or mobile device, go to <https://HolidayWorld.com/Access>

We always welcome your feedback! Whether it's a comment about your visit to Holiday World & Splashin' Safari, or suggestions about this Guide, please email us here: fun@holidayworld.com

